

Wayne County Summary*

General Overview

Formed in 1823, Wayne County is the birthplace of the Church of Latter Day Saints, an important stop on the Underground Railroad, and a fertile fruit-growing region. Situated on the shore of Lake Ontario, Wayne is the northeastern-most county in the Finger Lakes region. Wayne is the third-largest county by population in the region, after Monroe and Ontario, and the largest in the region by land area.

Trends in Wayne County largely mirror the region, with declining median income, a shrinking and aging population, and increasing child poverty; yet, homes are relatively affordable and most crime rates are falling. Although tourism revenue is the lowest in the region and has fallen substantially, the county is home to several interesting spots, including Chimney Bluffs State Park and Hill Cumorah, an historic site where Joseph Smith said he found the golden tablets which were the basis for the Book of Mormon and which hosts an annual Mormon pageant.

Demographic Overview

Wayne's population is falling, but is still higher than most counties in the region:

- In 2018, Wayne was home to approximately 90,000 residents, making it the third largest county in the region behind Monroe and Ontario. Wayne accounted for 7% of the total regional population.
- Wayne lost 4% of its population from 2000 to 2018, in comparison to increases nationally (16%), statewide (3%), and for the region as a whole (0.3%).

Wayne County's population is aging:

- The number of residents aged 60 to 84 grew by 49% from 2000 to 2014-18, while the 85 and older age group grew by 51%. Both figures are comparable to large increases nationally, regionally, and for most regional counties.
- During the same period, Wayne's population under 20 shrank by 20% (a greater decrease than for the state and region), while its population aged 20 to 39 declined by 18% (also more than the state and region).

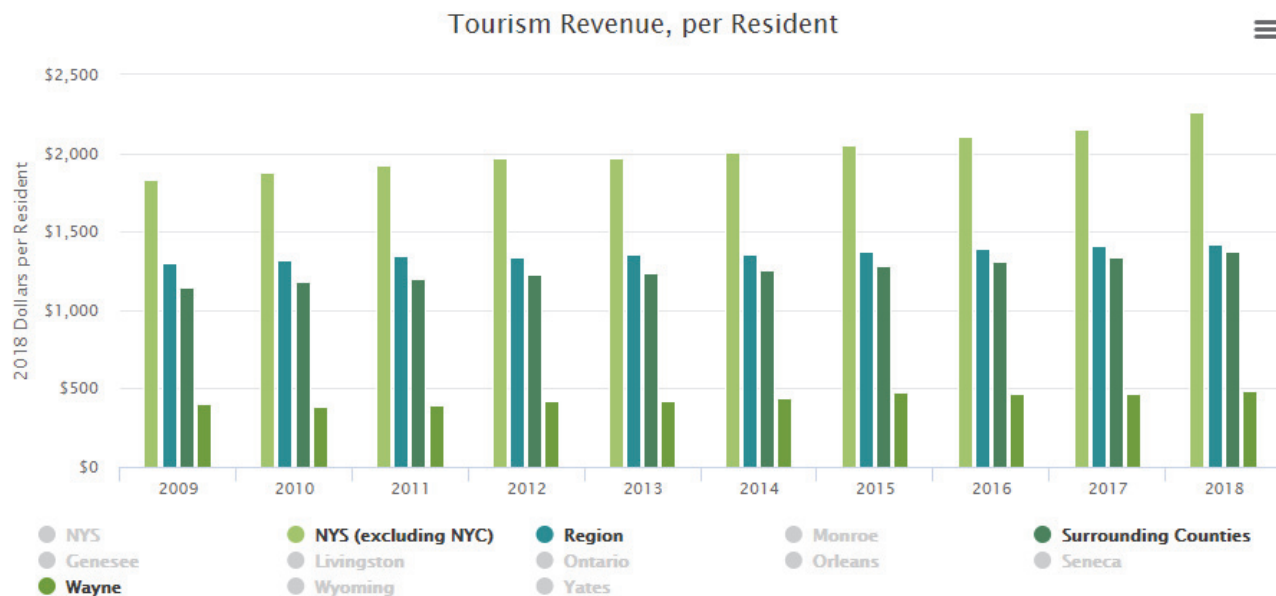
Despite increases in its Asian and Hispanic populations, Wayne remains primarily white:

- From 2000 to 2014-18, Wayne's Asian and Hispanic populations grew by 54% and 75% respectively, while the White population shrank by 4%.
- Wayne, with a population that is 94% white, is less diverse than the state (64% white) and region (83% white). Hispanics made up 4% of the total population, African Americans 3%, and Asian residents 1%.

Community Vitality

Wayne had both the lowest tourism revenue per resident in the region and the greatest decrease since 2005:

- In 2018, tourism revenue was \$483 per resident, well below the state excluding NYC (\$2,259), region (\$1,419), and the other counties in the region.
- Wayne’s revenue per resident fell by 7% since 2005, compared to increases for the state excluding NYC, the region, and all other regional counties.



Source: NYS Empire State Development

Wayne County had the largest regional decrease in recreational tourism revenue, dropping 29% from \$32 per resident in 2005 to \$23 in 2018—the lowest rate in the region.

Voter registration in Wayne County matched regional rates:

- In 2018, 83% of eligible voting-age adults were registered to vote, slightly higher than the state (82%), and on par with the region.
- Wayne’s voter registration rate fell by 2 points from 2000, in contrast to small increases for the state and region (up 3 and 1 point, respectively).

In the 2018 midterm election, 44% of eligible voters in Wayne turned out to vote, up 8 points from the 2014 midterm election. Wayne’s rate was higher than the state (26%) and below the region (46%). Turnout for the 2016 presidential election (56%) was higher than the state (50%) and many regional counties, just above the nation (55%), and just below the region as a whole (59%).

Wayne County’s share of registered library borrowers decreased 43 points since 2000, but library visits have increased:

- In 2017, 48% of residents in Wayne’s county library system were registered borrowers, below the state (56%) and region (61%).
- The number of library visits has increased since 2000 to 6.6 visits outperforming the state (5.4), and the region (5.9).

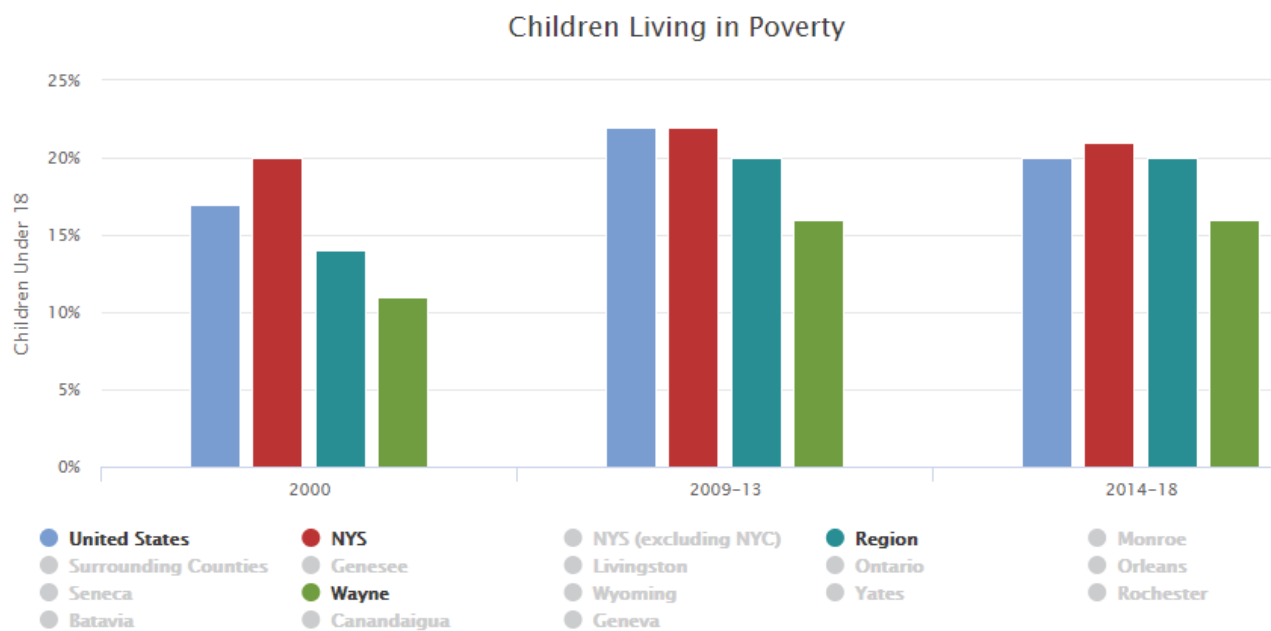
In 2017, residents in Wayne County gave 1.2% of their income to benefit charitable causes, a stabilized rate since 2011. Wayne’s rate was lower than that of the state and region, but similar to many other regional counties.

In 2014-18, Wayne had a lower share of households without a vehicle (7%) than the nation (9%), the region, and the state (excluding NYC) (both 10%). Though Wayne’s rate rose 1 point from 2000, it remained the lowest in the region along with Wyoming and Ontario counties.

Children and Youth

Child poverty was relatively low in Wayne but has increased more than the nation and state since 2000:

- In 2014-18, 16% of Wayne’s children lived below the poverty line, lower than the state (21%), region, and nation (both 20%).
- From 2000 to 2014-15, the poverty rate increased by 5 points, a larger increase than for the nation (3 points), state (1 point), and similar to the region.



Source: U.S. Census Bureau

Consistent with regional trends, Wayne County has experienced an increase in the proportion of single-parent families:

- In 2014-18, 35% of Wayne families were headed by a single parent, close to the nation (34%), the state, and below the region (39%).
- Wayne’s rate rose by 7 points from 2000 to 2014-18, a greater increase than the state (3 points) and nation (5 points) and similar to the region.

In 2017, 64% of Wayne mothers received prenatal care in the first trimester, below the nation (75%), state and the region (both 77%). The rate of mothers receiving early prenatal care dropped by 11 points from 2000.

The rate of teen pregnancies among 15 to 19 year-olds in Wayne County declined from 5% in 2000 to 2.3% in 2017. Wayne's 2017 rate was similar to the state and above the region.

Wayne's rate of babies born with low birth weight in 2017 (7.5%) was among the highest in the region, but was still slightly below the region, state and nation (all 8%).

Despite declining since 2000, Wayne County had among the highest teen birth rates in the region:

- In 2017, there were 18 live births per 1,000 females 15 to 19 years old in the county, a 44% decrease from 2000.
- Wayne's teen birth rate was the second highest in the region after Orleans (19), similar to the nation (19), and higher than the state and the region (12 and 13, respectively).

Economy

The unemployment rate has fallen since the Great Recession, but is still slightly higher in Wayne than in the nation and state:

- In 2018, the unemployment rate in Wayne was 4.2%, equal to the region, similar to the state (4.1%), and higher than the nation (3.9%).
- The unemployment rate fell by almost 5 points from its peak in 2010, and is now less than 1 point above its low of 3.8% in 2000.

In Wayne, total jobs increased by 1.2% from 2017 to 2018, and some sectors performed better than others relative to the region:

- Wayne's job growth was similar to the region but below the growth of the nation (2%) and state (2.3%) during the same period.
- Jobs in Manufacturing, Government, and Trade, Transportation and Utilities shrank, by 23%, 2%, and 11%, respectively. For the region, Manufacturing and Government decreased 36% and 2%, respectively, while Trade, Transportation and Utilities increased 10%.

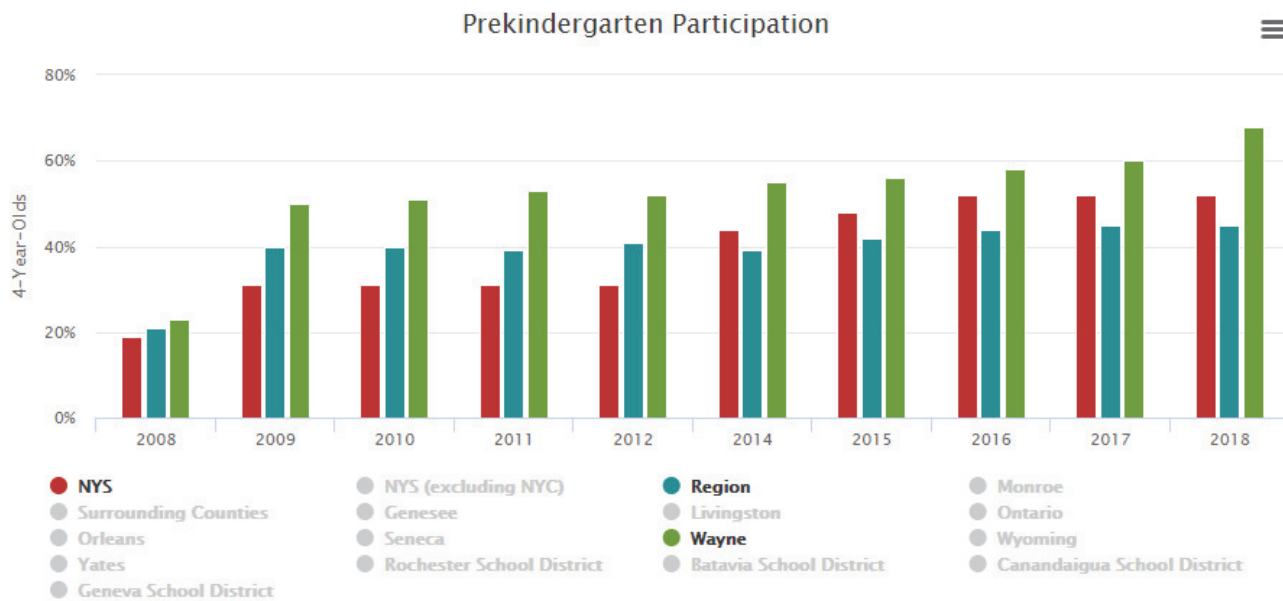
Wayne's growth in average salary outpaced the region:

- Since 2000, the average salary in Wayne grew by 10%, similar to the nation and state (both 11%). However, Wayne's average salary increase was smaller than several other regional counties.
- In 2018, Wayne's average salary was \$42,397, lower than the nation (\$57,265) and state (\$72,902).

Education

Prekindergarten participation has increased dramatically and is now higher than the state and region:

- In 2018, 68% of eligible children participated in prekindergarten, higher than the rate for the state (52%), region (45%), and most regional counties.
- Wayne's rate rose by 45 points since 2008, a much greater increase than for the state and region (up by 33 and 25 points, respectively over that period).



Source: New York State Education Department

Performance on state tests was mixed, but generally below than the state and region:

- Student performance in 2019 on grade 3 Math (41%), was below the region (49%) and state (55%). Grade 3 English performance at 36% was below the region (44%) and state (52%).
- Wayne students fared worse than the region on 8th grade English (35% vs. 39%), and 8th grade Math (38% vs. 49%).
- A notable exception was on the Common Core Algebra 1 Regents exam, which 77% of Wayne students passed, versus 73% for the region. The passing rate on Regents English in Wayne (85%) was also above the region (83%).

We note that a substantial number of students did not take state exams in 2019 due to parent concerns about testing in schools. In our region in 2019, 15% of 3rd-8th graders in the region opted not to take the English exam and 16% opted not to take the Math exam.

The four-year graduation rate in Wayne was 88% in 2019, above the state (83%) and the region (86%).

Wayne County adults age 25 and over attended less college than the region, state or nation:

- In 2014-18, 55% of adults in Wayne had attended at least some college, compared to 62% in the region and 60% in the state and 61% in the nation. Wayne also had a much lower rate of adults who had attained a bachelor's or higher (22%) than the state (36%), nation (32%), and region (33%).

Total spending per student by school districts in Wayne County was \$23,329 in 2018, below the state (excluding NYC, \$24,553) and above the region (\$22,703). Wayne's rate rose by 56% since 2000, above the state (excluding NYC, 48%), and the region (50%).

In 2018, Wayne County spent \$16,466 per student on instructional expenses (spending directly related to a student's classroom experience), similar to the region (\$16,363), but below the state

(\$19,637). Wayne’s instructional spending per student has increased 51% since 2000, more than the region (45%), but much less than the state (60%).

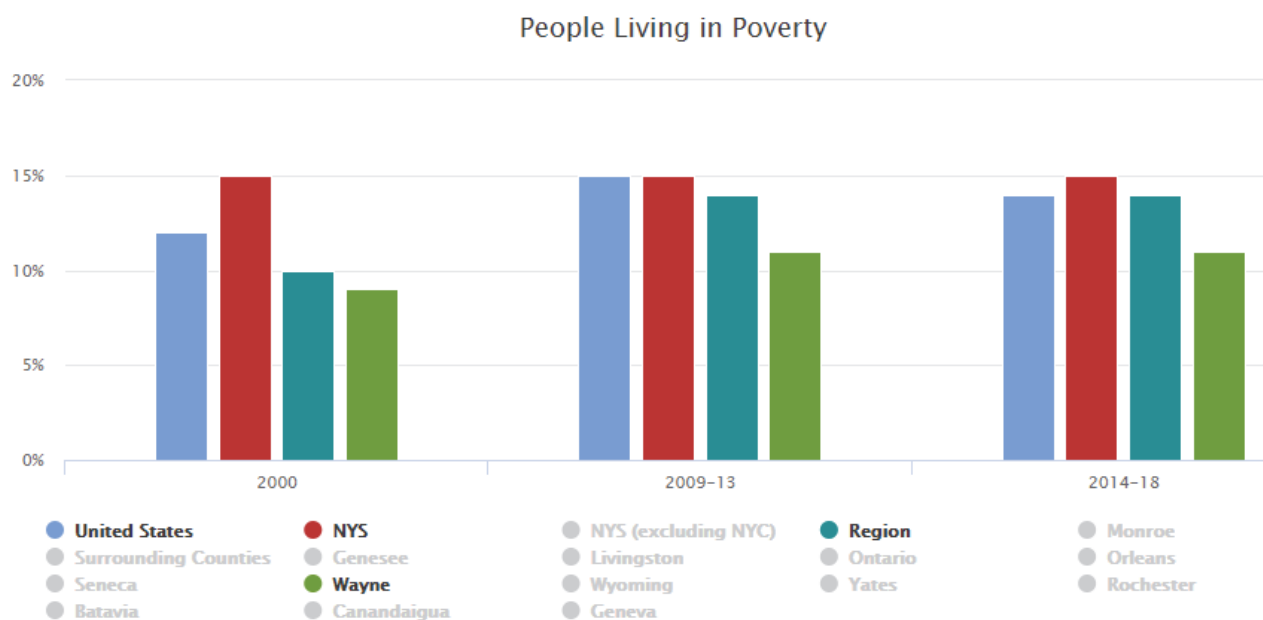
Economic Security

Wayne’s median household income, once among the highest in the region, has fallen considerably since 2000:

- In 2014-18, the median household income in Wayne was \$55,765, below the nation (\$60,293), state (\$65,323), and region (\$57,350).
- From 2000 to 2014-18, median income fell by 16% in Wayne, a greater decrease than the nation (5%), region (12%) and state (unchanged). Wayne’s drop exceeded every other county in the region.

Despite increasing from 2000, the poverty rate in Wayne is lower than the state, nation, and region:

- In 2014-18, 11% of Wayne residents lived below the poverty line, versus 15% for the state and 14% for the region and nation.
- Wayne’s rate rose by 2 points from 2000 to 2014-18, a greater increase than for the state (no change), below the region (4 points) and similar to the nation (2 points).



Source: U.S. Census Bureau

In Wayne County, 1.1% of the population received temporary assistance in 2018, below the state (2.7%) and region (2.3%). Wayne’s rate has remained steady since 2001.

In 2014-18, 11% of households in Wayne County participated in SNAP (Supplemental Nutrition Assistance Program). This rate is less than the region (14%), state (15%), and unchanged from 2000.

Health

The rate of uninsured has fallen slightly and remains below the state and nation:

- In 2018, 5% of Wayne residents lacked health insurance, on par with the region, but below the nation (10%) and state (6%).
- Wayne's uninsured rate fell by 8 points from 2008 to 2018, similar to the decreases at the state, nation, region and surrounding counties over the same timeframe.

Like other counties in the region, the mortality rate has decreased since 2000 in Wayne:

- In 2017, there were 692 deaths per 100,000 residents, above the rate of 610 for the state, and similar to the 700 for the region.
- The rate fell by 21% since 2000, above the regional decrease of 14%, but smaller than the statewide decrease of 24%.

In 2017, Wayne had the third-lowest rate of doctors among every regional county at only 6 per 10,000 residents. This is considerably lower than the state (41) and regional (35) rates in 2017.

Wayne experienced mixed results for reported cases of Sexually Transmitted Infections:

- The rate of chlamydia infections has more than doubled since 2001. In 2018, Wayne had 32 cases per 10,000 residents.
- In 2018, Wayne County reported 9 gonorrhea cases per 10,000 residents in the region. Wayne's rate was much lower than the region and the state (18 and 19 per 10,000 residents respectively), and down from its peak in 2016 of 15 cases per 10,000.

Housing

Median home values have fallen in Wayne and remain lower than the nation and state:

- In 2014-18, the median home value in Wayne was \$121,700, below the nation (\$204,900), state (\$302,200) and region (\$135,915).
- Wayne's median home value fell about 4% since 2000, similar to the small regional decrease (1%) and in contrast to larger increases for the state (36%) and nation (22%).

In 2014-18, the homeownership rate in Wayne was 76%, 2 points lower from 2000. This rate was higher than the region (68%), state (54%), and nation (64%).

Housing and rent in Wayne County has become more unaffordable over time. However, in 2014-18, both rates indicated that housing in Wayne County was more affordable than the state, nation, and region:

- In 2014-18, the ratio of median home value to median income was 2.2, similar to the region of 2.4, but lower than the state (4.6), and nation (3.4). A ratio below 2 or 3 is considered affordable.
- The ratio rose 15% since 2000, a smaller increase than for the nation (28%), state (36%), and region (12%).
- In 2014-18, 31% of renters' income went to rent, similar to the nation and below the state and region. The rate rose by 4 points from 27% in 2000, below the regional increase. A rate of 30% or below is considered affordable.

The rate of vacant housing units was 12% in Wayne County for 2014-18, a 2 point increase from 2000. Wayne's vacant housing rate was higher than the region as a whole (10%), as well as the state and nation (both also 12%).

Public Safety

From 2000 to 2018, the rate of serious crime in Wayne fell 30% (from 229 to 160 per 10,000 residents), a smaller decrease than in the nation, state and region over that timeframe. Wayne's rate was lower than the state, region, and nation, but above several regional counties.

The rate of violent crimes in Wayne increased from 13 to 19 per 10,000 residents from 2000 to 2018, a 46% increase that was greater than the increase in the region (8%) and in sharp contrast to the decline in the nation and state over the same timeframe.

Wayne County had approximately 169 arrests per 10,000 residents in 2018. Arrests in the county saw a decrease of 35% from 2000 (260), and was less than the region (188) and the state (209).

Wayne County had an incarceration rate of approximately 10 per 10,000 residents in 2018, the lowest rate in the region, and below than the state (13) and the region (13). Incarcerations in Wayne for 2018 were 21% lower than in 2008.

To learn more about our cities, counties and region, visit <https://actrochester.org/>.